



GLOBAL WEATHER AND COMMODITY RESEARCH US HDD PLANNER

"BETTER BUSINESS IN ANY WEATHER"™

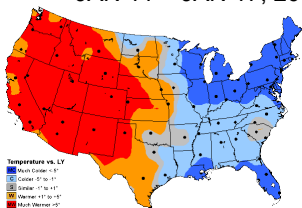
Wednesday January 14, 2009

4 week HDD planner

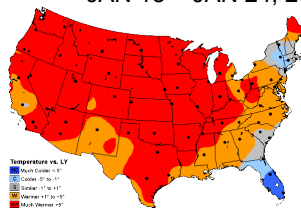
																4 week TOTAL														
		14-Jan	15-Jan	16-Jan	17-Jan	18-Jan	19-Jan	20-Jan	21-Jan	22-Jan	23-Jan	24-Jan	25-Jan	26-Jan	27-Jan		28-Jan	29-Jan	30-Jan	31-Jan	1-Feb	2-Feb	3-Feb	4-Feb	5-Feb	6-Feb	7-Feb	8-Feb	9-Feb	10-Feb
Atlanta, GA	Daily HDD	28	31	39	36	28	28	27	24	21	20	17	15	24	23	19	19	19	16	19	19	20	17	16	17	19	19	18	18	616
	HDD vs LY	2	6	9	7	9	-1	-14	-11	-7	-1	-13	-19	-2	-1	0	6	-2	-11	-4	-3	6	11	10	6	-2	1	6	4	
Chicago, IL	Daily HDD	56	67	60	43	47	44	41	37	37	41	42	53	58	54	39	35	32	34	37	35	39	35	36	39	33	37	36	27	1174
	HDD vs LY	12	21	25	0	-2	-20	-22	-11	-9	-15	-20	-5	18	9	6	-5	-28	-13	-1	-3	2	8	7	4	-7	2	-3	-32	
Cincinnati, OH	Daily HDD	43	56	59	43	46	42	39	34	32	32	30	36	44	46	34	33	29	29	34	33	33	27	25	28	27	31	29	28	996
	HDD vs LY	4	11	20	11	2	-6	-16	-12	-8	-15	-21	-16	7	13	-5	7	-16	-10	2	3	4	15	20	13	-5	3	8	-10	
New York City, NY	Daily HDD	39	44	51	45	39	40	36	30	33	29	28	29	37	43	34	31	30	31	28	31	29	27	25	27	28	28	27	928	
	HDD vs LY	10	16	21	15	17	10	-2	-13	0	0	-7	-8	3	13	-5	4	7	1	7	6	5	2	7	14	6	4	-7		
Dallas, TX	Daily HDD	18	28	27	16	19	17	17	14	12	17	25	27	26	14	14	13	11	15	15	11	9	19	17	14	14	13	12	473	
	HDD vs LY	2	12	8	-16	-11	-13	-8	-7	-13	-17	-12	-4	7	9	6	1	-10	-11	-6	4	11	9	13	-5	-3	5	1		6
Philadelphia, PA	Daily HDD	39	40	48	44	37	37	36	31	32	28	27	29	36	43	32	32	31	32	29	32	29	29	27	25	26	28	27	914	
	HDD vs LY	11	7	16	12	13	7	-3	-13	-4	-2	-9	-10	-1	13	2	2	5	0	6	4	6	9	16	14	5	5	-7		
Portland, OR	Daily HDD	26	28	28	23	22	24	25	25	22	27	30	27	25	26	22	22	24	22	23	18	18	23	22	22	20	23	24	21	662
	HDD vs LY	1	0	-4	-10	-6	-4	-1	-7	-11	-4	-1	-5	-8	-2	-5	-4	-2	0	-2	-10	-9	-5	0	-3	0	3	10	5	
Tucson, AZ	Daily HDD	11	10	8	7	7	7	6	7	8	9	12	13	12	14	11	12	9	10	11	11	10	12	15	14	13	13	12	297	
	HDD vs LY	-3	-4	-10	-13	-16	-12	-10	-9	-4	-4	-1	1	2	6	1	-4	-10	-12	-5	-2	-3	-7	-9	-8	-4	-1	5		7
Des Moines, IA	Daily HDD	58	69	55	40	43	40	37	37	36	41	45	50	54	45	36	38	33	37	38	38	40	38	40	37	36	42	38	28	1169
	HDD vs LY	9	19	13	-16	-16	-28	-28	-13	-21	-18	-21	-3	14	12	18	-3	-26	-10	-5	4	3	4	4	4	-6	-10	2	-7	
Las Vegas, NV	Daily HDD	11	11	12	13	12	14	14	13	12	13	17	18	16	18	15	17	14	18	12	12	15	15	16	16	14	14	14	17	403
	HDD vs LY	-4	-6	-15	-16	-10	-8	-8	-4	-5	-7	-1	0	-2	2	-2	-8	-9	-8	-10	-9	-1	-7	-7	-7	-4	-1	3	8	
Detroit, MI	Daily HDD	56	59	62	49	44	47	42	37	40	38	40	46	52	58	38	35	35	33	38	36	38	36	34	38	34	37	36	32	1170
	HDD vs LY	21	22	22	17	2	0	-12	-12	0	-12	-10	-6	9	19	1	14	-3	-15	2	0	5	6	10	5	-3	2	5	-17	
Minneapolis, MN	Daily HDD	69	75	63	45	48	43	40	43	40	46	54	60	64	54	45	50	39	43	45	45	47	44	43	42	39	42	38	33	1339
	HDD vs LY	13	18	14	-15	-16	-30	-31	-18	-23	-22	-14	4	18	12	18	-4	-34	-17	-3	2	1	6	6	4	-12	-2	-20	-41	
Houston, TX	Daily HDD	19	21	25	14	9	12	12	14	10	7	6	10	17	16	9	10	10	12	11	8	6	6	11	9	13	14	7	7	325
	HDD vs LY	4	8	10	-2	-14	-9	-13	-1	5	-12	-15	-13	4	2	-1	7	-11	1	-7	1	6	6	11	-7	2	7	7	7	
Sacramento, CA	Daily HDD	17	17	16	16	15	15	18	18	18	19	19	18	16	19	16	17	15	15	13	18	17	15	15	16	16	16	15	15	460
	HDD vs LY	-4	-2	-2	-6	-6	-5	-2	4	-6	-5	-3	3	6	3	-5	-9	-7	-5	-11	-7	-1	-5	-7	-3	-1	-1	0	1	
Salt Lake City, UT	Daily HDD	29	34	35	33	34	31	33	32	34	36	35	33	34	30	27	29	29	29	29	29	32	33	37	35	32	31	37	37	915
	HDD vs LY	-14	-9	-17	-13	-10	-3	-5	-13	-25	-21	-15	-11	-9	7	-3	-16	-12	-9	-9	-13	1	-9	-11	-5	-1	-2	10	11	
Baltimore, MD	Daily HDD	37	38	47	46	37	39	37	30	32	28	26	28	34	42	33	32	30	31	29	31	29	29	27	24	27	30	28	27	908
	HDD vs LY	9	5	17	13	11	8	-5	-17	-6	-4	-10	-12	-4	11	1	2	5	-2	6	5	5	6	9	17	8	3	5	-5	
Boston, MA	Daily HDD	44	49	57	48	44	44	42	35	36	33	32	31	39	47	37	35	33	35	33	35	32	33	32	32	34	31	35	32	1050
	HDD vs LY	12	13	20	11	19	17	3	-10	1	1	-6	-11	2	11	4	3	9	1	6	15	8	4	7	5	2	-4	0	-4	
Kansas City, MO	Daily HDD	41	55	46	30	35	34	31	29	28	31	38	44	44	37	30	36	27	34	32	32	29	28	29	33	27	33	32	24	949
	HDD vs LY	-1	16	13	-21	-17	-23	-23	-10	-25	-15	-20	-1	13	13	19	3	-22	-4	-5	3	-4	13	-5	-11	-15	-1	-2	-26	

National Outlook

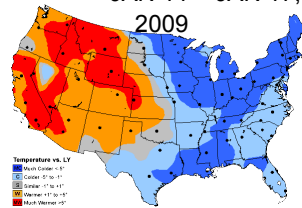
THIS WEEK vs LAST YEAR
JAN 11 – JAN 17, 2009



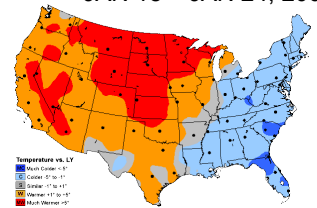
NEXT WEEK vs LAST YEAR
JAN 18 – JAN 24, 2009



THIS WEEK vs NORMAL
JAN 11 – JAN 17, 2009



NEXT WEEK vs NORMAL
JAN 18 – JAN 24, 2009



- Much Colder <-7°
- Colder -2° to -6°
- Normal -1° to +1°
- Warmer +2° to +6°
- Much Warmer > +7°
- Much Wetter >200%
- Wetter 125% to 200%
- Normal 75% to 125%
- Drier 50% to 75%
- Much Drier < 50%